



Catalog Number	
Project	Type

FEATURES & SPECIFICATIONS

APPLICATION — The Bollard-LED was built to be both decorative and functional. They can be used to light pathways and walkways to help direct pedestrian traffic. They can add value to the aesthetics of a building or structure. The LED light source makes this fixture efficient as well as producing optimal color rendition.

CONSTRUCTION — The LED light source is housed within a E-Coated aluminum LED body with heat dissipating fins. The fixture is made with a durable extruded aluminum housing with overall heights of 15" to 42" available. A clear polycarbonate lens protects the optical system.

FINISH — A Super Durable Polyester powder coat finish is electrostatically applied in our state of the art paint facility. Standard colors available: Black, Bronze, US Green, White. Custom colors available upon request.

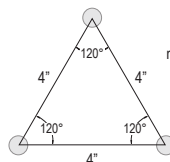
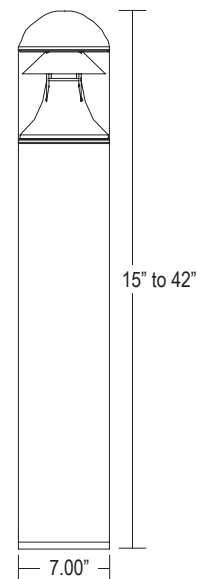
OPTICAL SYSTEM — The fixture comes with an aluminum reflector that creates a symmetric light pattern. It reflects the light down and outward reducing light spillage. We also offer a variety of gel lens filters to help meet your specific lighting needs. Contact factory for availability.

ELECTRICAL SYSTEM — A 39 watt single source LED Board provides 1000 Lumens of Cool White (5500K), 600 Lumens of Warm White (3000K), or 800 Lumens of Neutral White (4500K). The amperage draw is .3 amps for 120 volt operation. The LED Driver is mounted to a zinc plated steel ballast tray for easy installation.

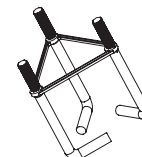
MOUNTING — The bollard comes standard with a zinc base plate, three (3) 5/16" x 8" x 1 1/2" anchor bolts, and a die cast aluminum anchor template. A centrally located wire entrance is provided. The housing is mounted to the base plate via flush mounting Allen head screws.



LED Round Top Bollard BOLLARD SERIES



Bolt Pattern measures 4" bolt to bolt.



Anchor Bolts and Rigid Template may be pre-shipped at the customer's request.

Series	Housing Height	Diameter
BOLLARD	15" to 42"	ø 7"

ORDERING INFORMATION

Choose the bold face options for the appropriate luminaire configuration for your application and enter on the line above each fixture attribute. Accessories may be factory installed, depending on the particular accessory chosen, but still be ordered as a separate line item.

Example: **BOLLARD-LED-1-1-2-1-1-4**

Series	Crown/Top	Bollard Height	Color Temp	Internal Optic	Voltage	Finish
BOLLARD-LED	1 Round Top with Cone Reflector	1 42" 2 36" 3 30" 4 24" 5 20" 6 15" 7 15" Wall Mount ¹	1 5500K 2 3000K 3 4500K	1 Spot Optic	1 Multi-Tap ²	1 Black 2 Bronze 3 OD Green 4 White 5 Special ³

Accessories (Order as separate line items)

PAB8MM⁴	Anchor Bolt and Rigid Template Set
S156	Internal Directional Shield
LEDMDIFFUSER	Medium Film Diffuser (12 Pack)
LEDMDIFFUSER-G	Medium Green Film Diffuser (12 Pack)
LEDMDIFFUSER-Y	Medium Yellow Film Diffuser (12 Pack)

NOTES

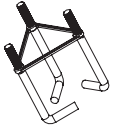
- 1 Wall mount bracket provided.
- 2 Multi-Tap is auto-ranging 100~305V.
- 3 Custom RAL color matching is available. Contact your Techlight sales representative for additional information.
- 4 Specify PAB8MM for pre-shipment of anchor bolts and template. Order one per fixture.

BOLLARD LED Round Top Bollard

ADDITIONAL FIXTURE ACCESSORIES

PAB8MM¹

Anchor Bolt and Rigid Template Set



LEDMDIFFUSER

Medium Film Diffuser (12 Pack)



S156

Internal Directional Shield



LEDMDIFFUSER-G

Medium Green Film Diffuser (12 Pack)



LEDMDIFFUSER-Y

Medium Yellow Film Diffuser (12 Pack)



NOTES

1 Specify PAB8MM for pre-shipment of anchor bolts and template. Order one per fixture.



Techlight, Inc.
2707 Satsuma Drive
Dallas, TX, 75229
Phone: 214-350-0591, 800-225-0727, Fax: 214-350-9137
www.techlight.com