



Catalog Number	
Project	Type

FEATURES & SPECIFICATIONS

APPLICATION — The Bollard-LED was built to be both decorative and functional. They can be used to light pathways and walkways to help direct pedestrian traffic. They can add value to the aesthetics of a building or structure. The LED light source makes this fixture efficient as well as producing optimal color rendition.

CONSTRUCTION — The LED light source is housed within a E-Coated aluminum LED body with heat dissipating fins. The fixture is made with a durable extruded aluminum housing with overall heights of 24" to 42" available. A clear polycarbonate lens protects the optical system.

FINISH — A Super Durable Polyester powder coat finish is electrostatically applied in our state of the art paint facility. Standard colors available: Black, Bronze, US Green, White. Custom colors available upon request.

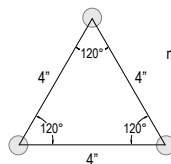
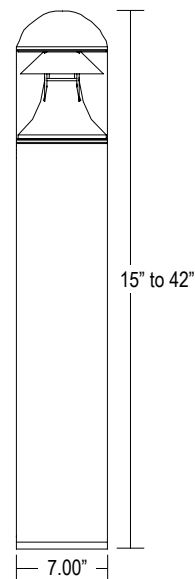
OPTICAL SYSTEM — The fixture comes with an aluminum reflector that creates a symmetric light pattern. It reflects the light down and outward reducing light spillage. Meets cutoff classification.

ELECTRICAL SYSTEM — A 23 watt LED source provides approximately 1150 (CW) Lumens of light. The LED Driver is mounted to an zinc plated steel ballast tray for easy installation.

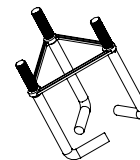
MOUNTING — The bollard comes standard with a zinc base plate, three (3) 5/16" x 8" x 1 1/2" anchor bolts, and a die cast aluminum anchor template. A centrally located wire entrance is provided. The housing is mounted to the base plate via flush mounting Allen head screws.



LED Round Top and Flat Bollard LBOL SERIES



Bolt Pattern measures 4" bolt to bolt.



Anchor Bolts and Rigid Template may be pre-shipped at the customer's request.

Series	Housing Height	Diameter
BOLLARD	24" to 42"	ø 7"

ORDERING INFORMATION

Choose the bold face options for the appropriate luminaire configuration for your application and enter on the line above each fixture attribute. Accessories may be factory installed, depending on the particular accessory chosen, but still be ordered as a separate line item.

Example: **LBOL 7R D R 42 23 CW MT BZ**

LBOL								
Series	Type	Crown/Top	Louver/Refl	Bollard Height	Wattage	Color Temp	Voltage	Finish
LBOL	7R 7" Dia. Round	D Dome Top F Flat Top	R Reflector	42 42" 36 36" 30 30" 24 24"	23 23W	CW Cool White NW Neutral White WW Warm White	MT Multi-Tap ²	1 Black 2 Bronze 3 OD Green 4 White 5 Special ³

Accessories (Order as separate line items)

PAB8MM⁴ Anchor Bolt and Rigid Template Set
S156 Internal Directional Shield

NOTES

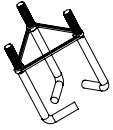
- Multi-Tap is auto-ranging 100~305V.
- Custom RAL color matching is available. Contact your Techlight sales representative for additional information.
- Specify PAB8MM for pre-shipment of anchor bolts and template. Order one per fixture.

BOLLARD LED Round or Flat Top Bollard

ADDITIONAL FIXTURE ACCESSORIES

PAB8MM¹

Anchor Bolt and Rigid Template Set



S156

Internal Directional Shield



NOTES

1 Specify PAB8MM for pre-shipment of anchor bolts and template. Order one per fixture.



Techlight, Inc.
2707 Satsuma Drive
Dallas, TX, 75229
Phone: 214-350-0591, 800-225-0727, Fax: 214-350-9137
www.techlight.com