



Catalog Number	
Project	Type

FEATURES & SPECIFICATIONS

POLE — The pole shaft is fabricated from hot rolled carbon steel having a minimum yield of 55,000 PSI and conforms to ASTM A572 Grade 55 or A595 Grade A requirements. The 2 piece shaft construction is made formed steel welded longitudinally. The hand hole is located 1' above the pole base. A ground lug is provided standard. These poles are 2 piece poles and are shipped as such. Field assembly required.

ANCHOR BASE — The anchor base is fabricated from a structural quality hot rolled carbon steel plate that has a minimum yield strength of 36,000 PSI. The anchor base telescopes the pole shaft and has a circumferential weld on the top and bottom.

BASE COVER — A full base cover is provided which encapsulates the base plate and anchor bolts to provide a clean transition from pier to pole.

FINISH — A Super Durable Polyester powder coat finish is electrostatically applied in our state of the art paint facility. Standard colors available: Black, Bronze, US Green, White. Custom colors available upon request. Galvanizing treatments available upon request. Additional warranty extensions available with these treatments.

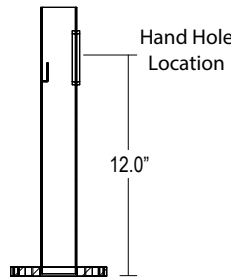
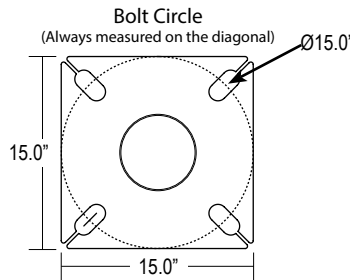
(2 Piece Pole) 45' Steel Round Tapered 7 Gauge Pole RTP SERIES

Technical Data

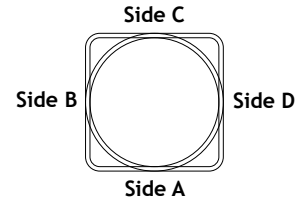
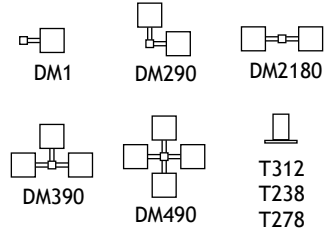
Nominal Pole Height	45'-0"
Shaft Dimensions	Base OD 10.2" Top OD 4.2"
Wall Gauge	7 Gauge
Bolt Circle	15.0"
Bolt Size	1.25" x 42" x 6"
Base Plate Dimensions	15.0" sq. x 1.25" thk.
Est. Shipping Weight	800 lbs

Max EPA (1.3 Gust)

90 mph	23.7
100 mph	17.2
110 mph	12.4
120 mph	8.8
130 mph	5.9
140 mph	3.7



Mounting Options



Drilling Locations

Sides	A	B	C	D
Hand Hole	X			
DM1	X			
DM290	X	X		
DM2180		X		X
DM390	X	X		X
DM490	X	X	X	X

ORDERING INFORMATION

Choose the bold face options for the appropriate pole configuration for your application and enter on the line above each pole attribute. Accessories may be factory installed, depending on the particular accessory chosen, but must still be ordered as a separate line item.

Example: **RTP 45 7 BZ T238**

RTP

Series	Pole Height	Pole Gauge	Color	Mounting	Drill Pattern
RTP	45 45' Nominal	7 7 Gauge	BK Black BZ Bronze WH White GR US Green GLV Galvanized GLVP ¹ Galvanized and Painted SP Special	DM1 Drill One Side DM290 Drill 2 Sides at 90° DM2180 Drill 2 Sides at 180° DM390 Drill 3 Sides at 90° DM490 Drill 4 Sides at 90° T238 2-3/8" OD Tenon (Standard) T278 2-7/8" OD Tenon T312 3-1/2" OD Tenon ND No Drilling	Blank None - for Tenon Mounting SSA SSA Drill Mount Pattern VSA VSA Drill Mount Pattern

NOTE: ANCHOR BOLT KITS MUST BE ORDERED AS A SEPARATE LINE ITEM. EACH KIT IS PROVIDED WITH A RIGID TEMPLATE FOR INSTALLATION. SEE ACCESSORIES FOR KIT PART NUMBERS. PLEASE NOTE ON PURCHASE ORDER IF ANCHOR BOLTS AND TEMPLATES ARE TO BE PRE-SHIPED.

Options

TLGFA	Ground Fault Receptacle
PHH ²	Additional Hand Hole
AVD39 ³	Poles Anti Vibration Device

Accessories

KAB12542G15R	AB Kit (4) 1.25" x 42" Galvanized Bolts and Rigid Template
KAB12542G15RUSA ⁴	USA Anchor Bolt Kit part for the Anchor Bolts+Template

NOTES

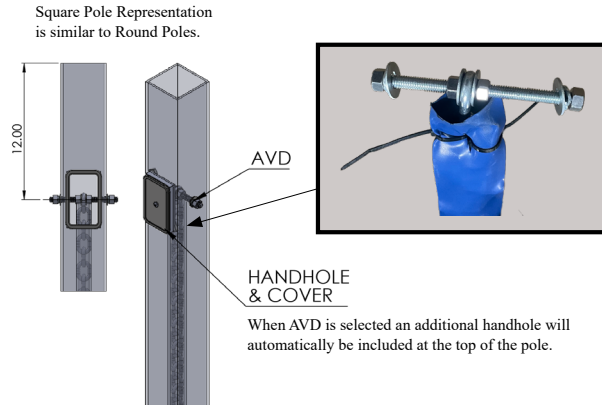
- For 'Galvanized and Painted' option. You must specify a paint color code as the suffix in addition to the GLVP coating option. (Example: GLVPBZ).
- Please note location for additional hand hole when ordering. See Drilling Locations diagram for location designations.
- See Page 2 for details.
- BABA Compliant:** All of the iron, steel, manufactured products, and construction materials used are produced in the United States.




RTP SERIES 45' Steel Round Tapered 7 Gauge Pole

AVD39 - Anti vibration device for 45ft pole

PN#	Pole Height(ft)	CHAIN LENGTH (ft)
AVD39	45	26



TL-GFIA - Ground Fault Receptacle



The GFIA (Ground Fault Circuit Interrupter) comes with a die cast aluminum in-use cover.

For Reference Only: The ASCE 7 Hazard Tool is the official source of information for pole selection when identifying wind speed zone limits within North America.

<https://asce7hazardtool.online/>