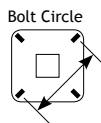
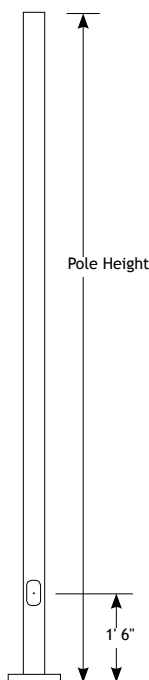


SSP SQUARE STRAIGHT POLE



Pole

The pole shaft is fabricated from hot rolled carbon steel having a minimum yield of 55,000 PSI and conforms to ASTM A500 grade C requirements. The shaft construction is a single piece of formed steel welded longitudinally. The hand hole is located 1' 6" above the pole base. A ground lug is provided standard.

Anchor Base

The anchor base is fabricated from a structural quality hot rolled carbon steel plate that has a minimum yield strength of 36,000 PSI. The anchor base telescopes the pole shaft and has a circumferential weld on the top and bottom.

Base Cover

A full base cover is provided which encapsulates the base plate and anchor bolts to provide a clean transition from pier to pole.

Finish

The pole is finished with a Super Durable Powdercoat Paint. Multiple colors available. Galvanizing and T-Guard treatments available upon request. Additional warranty extensions available with these treatments.

POLES

Square Straight Pole	Pole Height	Shaft Size	Wall Gauge	Finish	Mounting	Max EPA (1.3 MPH Gust)			Bolt Circle	Anchor Bolt Size	Shipping Weight
						90 MPH	100 MPH	110 MPH			
SSP	10	3	11	(A)	(B)	14.2	11.2	8.9	7.5"	.75"x18"x3"	72 lbs
SSP	10	4	11	(A)	(B)	26.4	21.0	17.0	8"	.75"x18"x3"	88 lbs
SSP	15	3	11	(A)	(B)	8.0	6.0	4.6	7.5"	.75"x18"x3"	108 lbs
SSP	15	4	11	(A)	(B)	15.7	12.1	9.4	8"	.75"x18"x3"	119 lbs
SSP	20	3	11	(A)	(B)	4.2	2.8	1.8	7.5"	.75"x18"x3"	143 lbs
SSP	20	4	11	(A)	(B)	9.2	6.6	4.7	8"	.75"x18"x3"	149 lbs
SSP	20	4	7	(A)	(B)	15.0	11.3	8.6	8"	.75"x18"x3"	213 lbs
SSP	20	5	11	(A)	(B)	16.3	12.1	9.1	11"	1"x36"x4"	224 lbs
SSP	20	5	7	(A)	(B)	26.0	20.0	15.6	11"	1"x36"x4"	263 lbs
SSP	25	4	11	(A)	(B)	5.0	3.0	1.5	8"	.75"x18"x3"	180 lbs
SSP	25	4	7/11 ¹	(A)	(B)	12.4	9.0	6.7	8"	.75"x18"x3"	202 lbs
SSP	25	4	7	(A)	(B)	9.5	6.6	4.5	8"	.75"x30"x3"	263 lbs
SSP	25	5	11	(A)	(B)	9.9	6.8	4.4	11"	1"x36"x4"	263 lbs
SSP	25	5	7	(A)	(B)	17.3	12.8	9.4	11"	1"x36"x4"	350 lbs
SSP	25	5	7/7 ²	(A)	(B)	21.5	16.2	12.3	11"	1"x36"x4"	388 lbs
SSP	30	4	7	(A)	(B)	5.5	3.2	1.5	11"	1"x36"x4"	326 lbs
SSP	30	4	7/11 ¹	(A)	(B)	7.6	5.0	3.1	11"	1"x36"x4"	358 lbs
SSP	30	5	11	(A)	(B)	5.3	2.8	0.9	11"	1"x36"x4"	290 lbs
SSP	30	5	7	(A)	(B)	11.3	7.6	4.9	11"	1"x36"x4"	407 lbs
SSP	30	5	7/7 ²	(A)	(B)	14.2	10.0	7.0	11"	1"x36"x4"	452 lbs
SSP	30	6	7	(A)	(B)	18.4	13.1	9.1	13"	1"x36"x4"	521 lbs
SSP	35	5	7	(A)	(B)	6.5	3.5	1.3	11"	1"x36"x4"	464 lbs
SSP	35	6	7	(A)	(B)	11.7	7.4	4.2	13"	1"x36"x4"	593 lbs
SSP	40	6	7	(A)	(B)	7.3	3.3	0.5	13"	1"x36"x4"	625 lbs

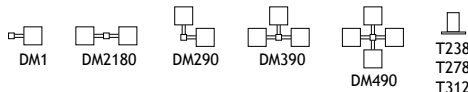
Option Codes

(A) Finish

- BK - Black
- BZ - Bronze
- GR - OD Green
- WH - White
- USG - US Green
- GLV - Galvanized
- GLVP - Galvanized & Painted
- (must specify paint color - example: GLVP-BRZ)
- TG - T-Guard Internal Coating
- (must specify paint color - example: TG-BRZ)
- SP - Special

(B) Mounting

- T238 - 2 3/8" OD tenon (standard)
- T278 - 2 7/8" OD tenon
- T312 - 3 1/2" OD tenon
- PC - Pole Cap Only
- DM1 - Drill One Side
- DM290 - Drill 2 Sides at 90°
- DM2180 - Drill 2 Sides at 180°
- DM390 - Drill 3 Sides at 90°
- DM3120 - Drill 3 Sides at 120°
- DM490 - Drill 4 Sides at 90°



***Anchor Bolts and Template can be pre-shipped at the customers' expense upon request.**

Notes: 1-These poles are high EPA reinforced poles that feature a 3' tall reinforcement shaft welded into the standard pole shaft for maximum wind load tolerances.