

## Small R20 Bullet w/Surge Protection Device

Catalog Number	
Project	Type

### FEATURES & SPECIFICATIONS

**CONSTRUCTION** — Made with a die cast aluminum housing with stainless steel fasteners. Designed to efficiently operate PAR20 shaped lamps. A high temperature drain plug is provided for upright applications. A sturdy knuckle mount with locknut is provided for a secure installation. ETL listed for wet locations.

**FINISH** — A Super Durable Polyester powder coat finish is electrostatically applied in our state of the art paint facility. Standard colors available: Black, Bronze, OD Green, White. Custom colors available upon request.

**OPTICAL SYSTEM** — Beam spreads vary based on the light source and lamp shape chosen. Standard shields include an up shield with a convex clear tempered glass lens and an open down shield. Various additional shield and lens assemblies are available for custom applications.

**ELECTRICAL SYSTEM** — A SPD (Surge Protection Device) is embedded within the base (B18) of this bullet and provides additional protection to the luminaire against surges according to ANSI C136.2. 90-305 Vac Input voltage. 15 kA Maximum surge current = 15,000 Amps and 10kA nominal surge current = 10,000 Amps (15 strikes) using industry standard 8/20 μSec wave. Up maximum clamped voltage is 2000V. Operating temperature -40°C to +50°C. High temp, flameproof plastic enclosure; 85°C maximum ambient temperature. Fixture operates at 120V input voltage. Nominal open circuit current .25 to .42 amps. A 30 or 50 watt LED source provides approximately 2353 to 3680 (CW) Lumens of light. System is compatible with the use of a rotary TRIAC Dimmer. Each fixture comes with a medium base porcelain 4KV rated socket.



SERIES	HOUSING HEIGHT	LENGTH & WIDTH
<b>SPDR20</b>	6.5"	5.0" x 3.4"

**MOUNTING** — Comes standard with a 1/2" threaded knuckle mount, fully adjustable swivel arm, and locking teeth. The fixture can be mounted directly to the ballast enclosure, or it can be remote mounted using a Techlight mounting accessory.

### ORDERING INFORMATION

Choose the bold face options for the appropriate luminaire configuration for your application and enter on the line above each fixture attribute. Accessories may be factory installed, depending on the particular accessory chosen, but still be ordered as a separate line item.

#### EXAMPLE:

**SPDR20 S1DN BZ**

SPDR20		
SERIES	SHIELD <sup>1</sup>	FINISH
	<b>S1DN</b> = Down Shield <b>S2UP</b> = Up Shield with convex lens and molded silicone gasket <b>S2-CA</b> = Die cast aluminum up shield with convex lens and molded silicone gasket <b>S163P</b> = Premium Tube Lens	<b>BZ</b> = Bronze <b>BK</b> = Black <b>GR</b> = US Green <b>WH</b> = White <b>ODG</b> = Olive Drab Green <b>SP<sup>2</sup></b> = Special

### NOTES

- 1 = Premium shields are designed to allow debris to wash free in an up light position.
- 2 = Custom RAL color matching is available. Contact your sales representative for additional info.
- 3 = XX could be 27 = 2700K, 30 = 3000K, 40 = 4000K, 65 = 6500K or GR = Green Lens. See [LUV Series](#) specification sheet for details.
- 4 = XX could be 30 = 3000K, 40 = 4000K, 65 = 6500K or MVS = Moonlight. See [ALUMA-LUX](#) Series specification sheet for details.

#### LAMPS (Order as separate line items)

##### LUVPAR207WxxK<sup>3</sup>



LUV PAR20 7W 2700K-6500K



LUV PAR20 7W GR

#### BASE

##### B18 (Included within build)

Diecast Black Aluminum Tree Base



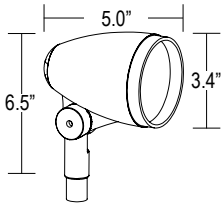
##### ALUMAPAR207WxxK<sup>4</sup>

LED 7W PAR20

# SPDR20 Bullet and PAR Lamp Combo

## AVAILABLE FIXTURE DIMENSIONS

Dimensions shown are for fixture bodies only. Mounting options must be ordered separately.



## ACCESSORIES


**TLHB800RCH**  
Digital Timer



**PSJ163**  
16 Gauge 3 Strand Lead Wire



**SMSB, MMSB**  
12" x 1" Mounting Stake (Brass)  
18" x 1" Mounting Stake (Brass)



**LMSB, LMS, LMSZ-BK**  
20" x 2.5" Mounting Stake (Brass)  
20" x 2.5" Mounting Stake (SCH 40 PVC)  
20" x 2.5" Mounting Stake (Zinc Top Painted Black)



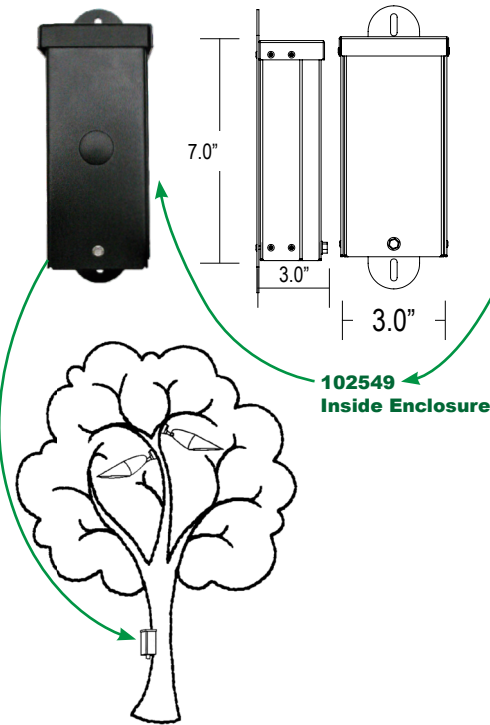
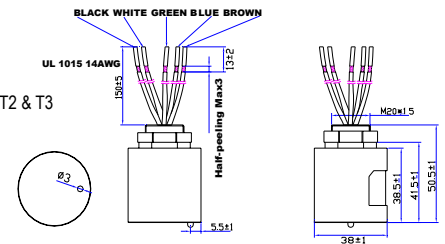
## SURGE PROTECTION DEVICE

**FSPENCA277V** - 10kA surge protector device (**102549**) with aluminum enclosure

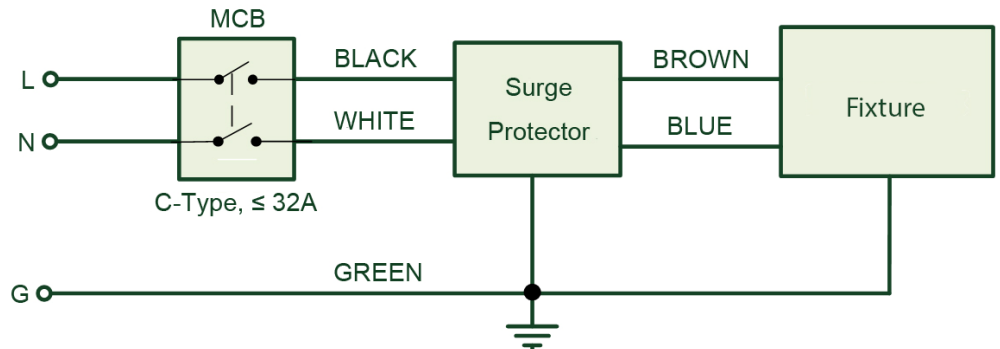
**102549** - 10kA Surge Protective Device

- 90-305 Vac Working Input Voltage
- 15 kA Maximum, 10 kA Nominal (15 strikes) Surge Current Rating Using Industry Standard 8/20us Wave
- UL1449 Type 4, EN 61643-11 - Surge Protective Devices T2 & T3
- IEEE C62.41.2 Location Category C High
- High Temperature, 85C Maximum Ambient
- Flameproof Plastic Enclosure
- IP66
- Compatible with Inventronics LED Drivers
- "Series" Wiring Configuration

**102549 DIMENSIONS**



**102549 WIRING DIAGRAM (IN SERIES)**



**WARNING:** Maintenance performed including the replacement of LED bricks while power is still supplied to the luminaire may result in system failures and will void the warranty.



**TECHLIGHT**  
GROUNDED IN ILLUMINATION

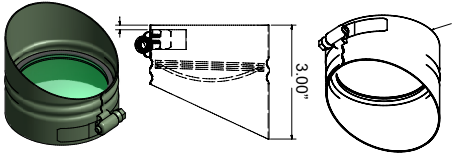
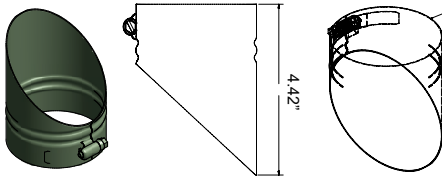
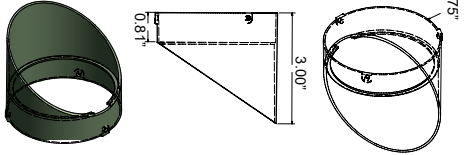
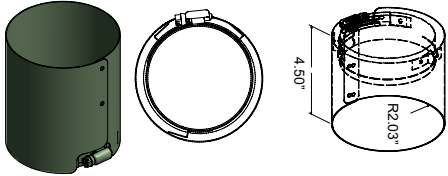
2707 SATSUMA DR. | DALLAS, TX 75229 | PH: 800.225.0727 | EMAIL: TECHLIGHTING.COM | www.techlight.com

\*\*All dimensions and specifications are subject to change without notice.\*\*

REV: 20240320-04

# SPDR20 Bullet and PAR Lamp Combo

## SHIELDS

UP SHIELDS	DOWN SHIELDS	TUBES
<p><b>S2UP</b> = Up Shield with convex lens and molded silicone gasket 0.19"</p>  <p>R1.68"</p>	<p><b>S1DN</b> = Down Shield</p>  <p>4.42"</p> <p>R1.71"</p>	<p><b>S2-CA</b> = Die cast aluminum up shield with convex lens and molded silicone gasket</p>  <p>0.81"</p> <p>3.00"</p> <p>R1.75"</p> <p><b>S163P</b> = Premium Tube Lens</p>  <p>4.50"</p> <p>R2.03"</p>

**WARNING:** Maintenance performed including the replacement of LED bricks while power is still supplied to the luminaire may result in system failures and will void the warranty.



**TECHLIGHT**  
GROUNDED IN ILLUMINATION

2707 SATSUMA DR. | DALLAS, TX 75229 | PH: 800.225.0727 | EMAIL: TECHLIGHT@TECHLIGHT.COM | www.techlight.com

\*\*All dimensions and specifications are subject to change without notice.\*\*

REV: 20240320-04