



Medium R30 Bullet w/Surge Protection Device

Catalog Number	
Project	Type



FEATURES & SPECIFICATIONS

CONSTRUCTION — Made with a die cast aluminum housing with stainless steel fasteners. Designed to efficiently operate PAR30 shaped lamps. A high temperature drain plug is provided for upright applications. A sturdy knuckle mount with locknut is provided for a secure installation. ETL listed for wet locations.

FINISH — A Super Durable Polyester powder coat finish is electrostatically applied in our state of the art paint facility. Standard colors available: Black, Bronze, OD Green, White. Custom colors available upon request.

OPTICAL SYSTEM — Beam spreads vary based on the light source and lamp shape chosen. Standard shields include an up shield with a convex clear tempered glass lens and an open down shield. Various additional shield and lens assemblies are available for custom applications.

ELECTRICAL SYSTEM — A SPD (Surge Protection Device) is embedded within the base of this bullet and provides additional protection to the luminaire against surges according to ANSI C136.2. 90-305 Vac Input voltage. 15 kA Maximum surge current = 15,000 Amps and 10kA nominal surge current = 10,000 Amps (15 strikes) using industry standard 8/20 µSec wave. Up maximum clamped voltage is 2000V. Operating temperature -40°C to +50°C. High temp, flameproof plastic enclosure; 85°C maximum ambient temperature. Fixture operates at 120V input voltage. Nominal open circuit current .25 to .42 amps. A 30 or 50 watt LED source provides approximately 2353 to 3680 (CW) Lumens of light. System is compatible with the use of a rotary TRIAC Dimmer. Each fixture comes with a medium base porcelain 4KV rated socket.

SERIES	HOUSING HEIGHT	LENGTH & WIDTH
SPDR30	7.0"	6.9" x 4.4"

MOUNTING — Comes standard with a 1/2" threaded knuckle mount, fully adjustable swivel arm, and locking teeth. The fixture can be mounted directly to the ballast enclosure, or it can be remote mounted using a Techlight mounting accessory.

ORDERING INFORMATION

Choose the bold face options for the appropriate luminaire configuration for your application and enter on the line above each fixture attribute. Accessories may be factory installed, depending on the particular accessory chosen, but still be ordered as a separate line item.

EXAMPLE:

SPDR30 S3DN BZ

SPDR30		
SERIES	SHIELD ¹	FINISH
	S3DN = Down shield S4UP = Up shield with convex lens and molded silicone gasket S5 = Down Statue/Spot/Tube S5UP = Up Statue/Spot/Tube with convex lens and molded silicone gasket S6DN = Down shield with ring S32DN = Down Shield With Lens S48DN = Down shield with blue lens and molded silicone gasket S49UP = Up shield with blue lens S4-CA = Die cast aluminum up shield with convex lens and molded silicone gasket S5-P = Premium tube lens	BZ = Bronze BK = Black GR = US Green WH = White ODG = Olive Drab Green SP² = Special

NOTES

- 1 = Premium shields are designed to allow debris to wash free in an up light position.
- 2 = Custom RAL color matching is available. Contact your sales representative for additional info.
- 3 = XX could be 27 = 2700K, 30 = 3000K, 40 = 4000K, 65 = 6500K or GR = Green Lens. See [LUV Series](#) specification sheet for details.
- 5 = XX could be 30 = 3000K, 40 = 4000K, 65 = 6500K or MVS = Moonlight. See [ALUMA-LUX](#) Series specification sheet for details.

ACCESSORIES (Order as separate line items)

- B01GL** Tree Base With Ground Lug
- B02** 1/2" Conduit Base
- B03** 3-Hole Round Cover
- B06** Brass Tree Base
- B10** 1/2" Hub With Ground
- B16-12** Palm Tree Base With 12' Strap
- SMSB** 12" X 1" Mounting Stake (Brass)
- MMSB** 18" X 1" Mounting Stake (Brass)
- LMSB** 20" X 2.5" Mounting Stake (Brass)
- LMS** 20" X 2.5" Mounting Stake (SCH 40 PVC)
- LMSZ-BK** 20" X 2.5" Mounting Stake (Zinc Top Painted Black)
- S81** Honeycomb Louver
- TLSBBJB** Brass Junction Box
- TLHB80ORCH** Digital Timer
- PSJ163** 16 Gauge 3 Strand Lead Wire (Color Coded) Per Linear Foot

LAMPS

LUVPAR3012WxxK³ LED 12W PAR30



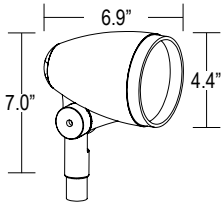
ALUMAPAR3012WxxK³ LED 12W PAR30



SPDR30 Bullet and PAR Lamp Combo

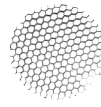
AVAILABLE FIXTURE DIMENSIONS

Dimensions shown are for fixture bodies only. Mounting options must be ordered separately.



ACCESSORIES

S80
Honeycomb Louver



TLHB800RCH
Digital Timer



PSJ163
16 Gauge 3 Strand Lead Wire



MOUNTING ACCESSORIES

B01GL
Tree Base with Ground Lug



B02
1/2" Conduit Base



B03
4" Round 3 Hole Cover



TLSBBJB
Brass Junction Box



B06
Brass Tree Base



B10
1/2" Hub with Ground



B16-12
Palm Tree Base with 12' Strap



SMSB, MMSB
12" x 1" Mounting Stake (Brass)
18" x 1" Mounting Stake (Brass)



LMSB, LMS, LMSZ-BK
20" x 2.5" Mounting Stake (Brass)
20" x 2.5" Mounting Stake (SCH 40 PVC)
20" x 2.5" Mounting Stake (Zinc Top Painted Black)



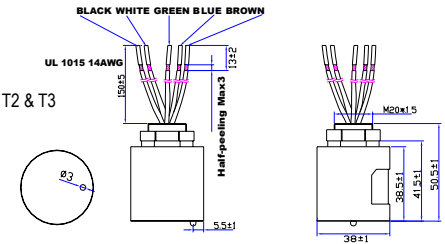
SURGE PROTECTION DEVICE

FSPENCA277V - 10kA surge protector device (**102549**) with aluminum enclosure

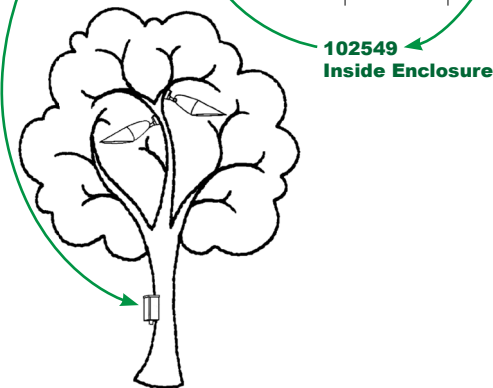
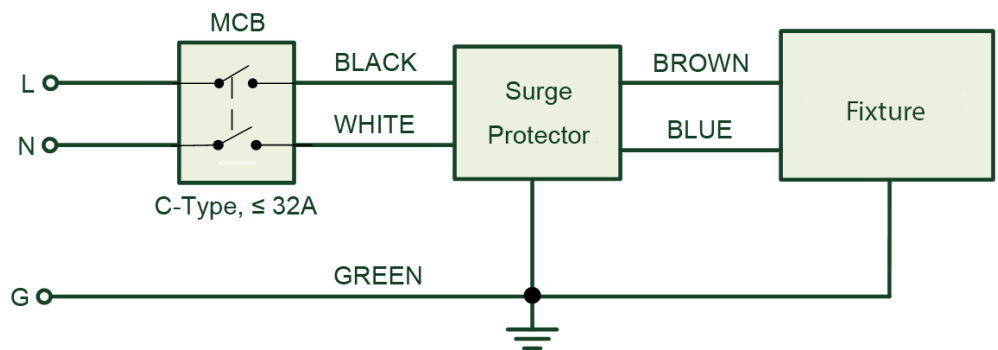
102549 - 10kA Surge Protective Device

- 90-305 Vac Working Input Voltage
- 15 kA Maximum, 10 kA Nominal (15 strikes) Surge Current Rating Using Industry Standard 8/20us Wave
- UL1449 Type 4, EN 61643-11 - Surge Protective Devices T2 & T3
- IEEE C62.41.2 Location Category C High
- High Temperature, 85C Maximum Ambient
- Flameproof Plastic Enclosure
- IP66
- Compatible with Inventronics LED Drivers
- "Series" Wiring Configuration

102549 DIMENSIONS



102549 WIRING DIAGRAM (IN SERIES)



WARNING: Maintenance performed including the replacement of LED bricks while power is still supplied to the luminaire may result in system failures and will void the warranty.



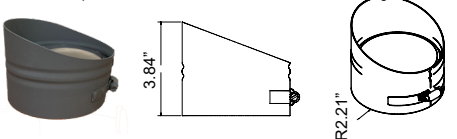
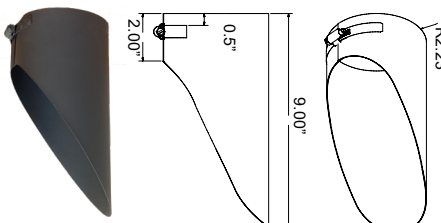
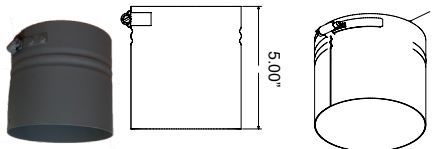
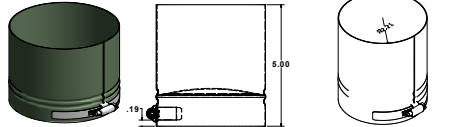
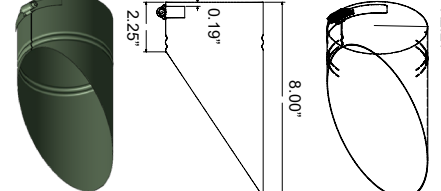
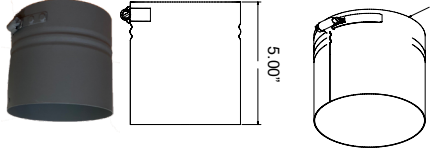
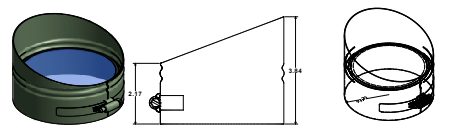
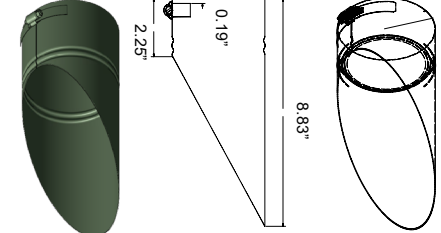
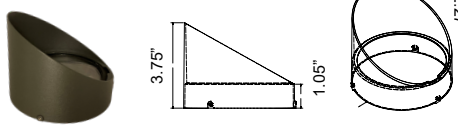
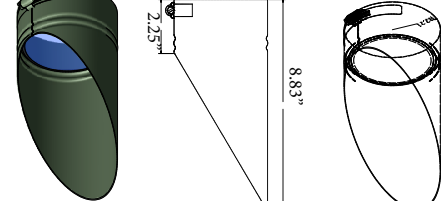
TECHLIGHT
GROUNDED IN ILLUMINATION

2707 SATSUMA DR. | DALLAS, TX 75229 | PH: 800.225.0727 | EMAIL: TECHLIGHTING.COM | www.techlight.com

All dimensions and specifications are subject to change without notice.

REV: 20240320-04

SHIELDS

UP SHIELDS	DOWN SHIELDS	TUBES
<p>S4UP = Up shield with convex lens and molded silicone gasket</p>  <p>3.84" R2.21"</p>	<p>S3DN = Down shield</p>  <p>2.00" 0.5" 9.00" R2.23"</p>	<p>S5 = Down Statue/Spot/Tube</p>  <p>5.00" R2.21"</p>
<p>S5UP = Up Stature/Spot/Tube with convex lens and molded silicone gasket</p>  <p>5.00" R2.21"</p>	<p>S6DN = Down shield with ring</p>  <p>2.25" 0.19" 8.00" R2.21"</p>	<p>S5-P = Premium tube lens</p>  <p>5.00" R2.21"</p>
<p>S49UP = Up shield with blue lens</p>  <p>2.4" R2.21"</p>	<p>S32DN = Down Shield With Lens</p>  <p>2.25" 0.19" 8.83" R2.21"</p>	
<p>S4-CA = Die cast aluminum up shield with convex lens and molded silicone gasket</p>  <p>3.57" 5.01" R2.27"</p>	<p>S48DN = Down shield with blue lens and molded silicone gasket</p>  <p>2.25" 8.83" R2.27"</p>	

WARNING: Maintenance performed including the replacement of LED bricks while power is still supplied to the luminaire may result in system failures and will void the warranty.



TECHLIGHT
GROUNDED IN ILLUMINATION

2707 SATSUMA DR. | DALLAS, TX 75229 | PH: 800.225.0727 | EMAIL: TECHLIGHT@TECHLIGHT.COM | www.techlight.com

All dimensions and specifications are subject to change without notice.

REV: 20240320-04