











Within this quick reference guide you will find the following LED Landscape product categories:

Copper Series Bullets & Path Lights	Aluminum & Zinc Techlight Bullets	Aluminum Genesis Bullets
Flood Lights	Specialty	Burial Lights

Copper Series Bullets & Path Lights

Product Name	Photo	Features	Product Name	Photo	Features
R3LWC-P36 - PAR36 LED 14W Statue Spot		14W, 30K 15°, 24°, 60°, and 120° optics 1,020L - 3,000L; 90CRI 3000K Designed to efficiently operate PAR36 LED 14W lamps. 120-240V input with internal driver (IP67 rated) and SPD (surge protection device) inside the bullet.	R2LWC, R3LWC, & R4LWC - Small R20, Medium R30, & Large R40 Copper Bullet		CW, NW, WW, and Green PAR20, PAR30, and PAR38 Made with a spun copper housing with stainless steel fasteners. A high temperature drain plug is provided for upright applications. ETL listed for wet locations. Retrofit Module Available for R40 version.
BLMR16C - Low Voltage Copper MR16 Bullet		7W; MR16; 30° Angled Shield 2700K-5700K Constructed of spun copper housing, it comes standard with a die cast bronze 1/2" - NPS threaded knuckle mount. MR16 ceramic bi-pin socket with spring clip. Fixture requires a low voltage transformer to supply power.	TLSCPL & TLPLKMC - Copper Path Light - 6.5" Flare Top & 2" Directional Top		20W; 12V LED 4W; 12V 30K 90CRI available Simple contemporary design with the sturdy construction of copper. Frosted glass lens encompasses light source to create an evenly diffused symmetrical light pattern. 12" or 18" tall, 1/2" NPT stem. Provided with a 3' long 18 ga. whip and low voltage connector.

Aluminum & Zinc Techlight Bullets

TLM11 & TLM16 - Low Voltage MR11 & MR16 Bullets		MR11 & MR16 Flush or Long Shield Standard die cast zinc 1/2" - NPS threaded knuckle mount. The array of MR11 and MR16 CCT & beam spreads are indispensable for directional flood & spot lighting applications. Comes standard with 3' #18/2 wire lead and a low voltage connector.	R2AG, R3AG, & R4AG - Small R20, Medium R30, & Large R40 Aluminum Bullets		7W - 50W; CW, NW, WW, and Green PAR20, PAR30, and PAR38 LED PAR lamp models available for line voltage operation. A sturdy knuckle mount with locknut is provided for a secure installation. ETL listed for wet locations. Standard shields include an up shield with a convex clear tempered glass lens and an open down shield.
BLMR16Z - Low Voltage Zinc MR16 Bullet		7W; MR16; Flush or 30° Angled Shield 2700K-5700K Nearly seamless integration of the shield assembly removes the opportunity for debris and water to accumulate. Standard die cast zinc 1/2" - NPS threaded knuckle mount. Clear, tempered glass lens. Can accommodate a variety of bi-pin MR16 beam spreads.			

Scan the QR code from your mobile phone.



For full Specifications of these Products.





Aluminum Genesis Bullets

Product Name	Photo	Features	Product Name	Photo	Features
GS2, GM2, and GL2 - Genesis Gen2 Small, Medium, and Large LED Landscape Bullet - 120V		9W, 17W, and 30W or 50W CW, NW, WW; CRI > 80 402L - 3680L Designed for 120V residential applications. 72°, 60° Flood or 20° Spot distribution. A variety of glass lens filters are available to help meet your specific lighting needs.	GS2-LV, GM2-LV, and GL2-LV - Genesis Gen2 Small, Medium, and Large LED Landscape Bullet - Low Voltage		13W, 23W, and 36W or 56W CW, NW, WW; CRI > 80 459L - 2988L Designed for low voltage residential applications. 72°, 60° Flood or 20° Spot distribution. Techlight's proprietary OpticapSystem™ utilizes reflectors to increase fixture lumen output efficiency.
GL2-RGBW - Color Tunable LED Landscape Bullet		32W RGBW Tunable Color 16K-40K or 27K-60K 1800L - 2000L 120-277V operation. Flood 72° or Spot 20° distribution. Wireless control for dimming and CCT using the Light Commissioning Tool or Araya Bluetooth App.			

Flood Lights

FRG - High Performance LED Flood Light		5,000L-18,000L; 42W-140W CW, NW, WW; 70 CRI min Adjustable Knuckle or Yolk mounting. 347V~480V input option, 0-10V dimming. Built-in surge protection up to 10 kV. LED Power Supply conforms to UL8750 standards and is IP65 rated for wet locations.	LMPF - LED Micro Power Flood Luminaire		770L; 11W CW, NW, WW Adjustable Knuckle or custom mounting options. Fixture operates at 120V input voltage. The fixture can be ground, wall, or pole mounted making it versatile enough for commercial, industrial, or residential lighting applications.
LPF - LED Power Flood Luminaire		3,000L; 44W CW, NW, WW; Narrow Spot, Narrow Flood, Wide Flood Optics Adjustable Knuckle or custom mounting options. Fixture operates at 120V input voltage. The fins are independently supported to allow for unobstructed airflow and maintain a cool operating LED for maximum life.			

Specialty

LUV - PAR20, PAR30, PAR38 LED Bulbs		7W, 12W, 20W Green, 27K, 30K, 40K, 65K Par LED Bulbs 800L - 3000L Perfect for outdoor landscape with E26/E27 medium screw bases. Frosted Green lens stimulates a "Moonlighting" effect.	LUV-M - R40 LED Retrofit Module		25W, 32W; Green, 65K R40 Optic Retrofit into R40 bullet fixtures to create moonlight effects.
TLLMAL & TLLMPL - Mushroom & Offset Mushroom Top Area/Path Light		20W, 12V; 6" or 9" Top A high performance 120° optical assembly in conjunction with the light source reflects the light off of the dome reflector back down and outwards for 360° illumination. Standard with a 12" or 18" tall, 1/2" NPT stem and mounting stake.	RNGR - Single and Dual LED Bollards		15W-50W in 5000K Cool White FAC, T3, or T5W; 1250L - 3850L Single or Dual Heads constructed of durable heavy duty aluminum body and heavy gauge steel base (Galvanization as an option on base). Standing at a height of either 36" or 42".



Burial Lights

Product Name	Photo	Features	Product Name	Photo	Features
TDBX SERIES - LED Direct Burial Inground Light		25W-56W, 2500L-6000L 30K, 40K, 50K CRI>80 120V-277V operation commercial applications. The LED light source is housed within an 88% copper bronze alloy heat sink module for maximum heat dissipation.	TDB2W and TDB3W-GEN2-120 - Small and Medium Gen2 120V LED Burial Light		9W, 17W; 478L-1171L; CW, NW, WW; Flood 72° or Spot 20° 120V operation. A variety of lenses, reflectors, color filters, ring/guard assy. & Concrete pour kits available. Composite guard rotates 360° for glare control. ETL listed for wet locations (IP67).
TDB2W and TDB3W- GEN2-LV - Small and Medium Gen2 Low Voltage Burial Light		13W, 23W; 459L-1023L; CW, NW, WW; Flood 72° or Spot 20° A variety of glass color filters, ring/guard assy. & Concrete pour kits available. Composite guard rotates 360° for glare control. ETL listed for wet locations (IP67).	WLAR-GEN2-120 - Genesis Gen2 120V Large LED Well Light		30W; 2353L-3680L; CW, NW, WW; Flood 72° or Spot 20° 120V operation. Interchangeable lenses, reflectors, color filters. Alum. or brass grill rotates 360° for glare control. ETL listed for wet locations (IP67). Provided with a 30' 16/3 STW cord.
WLAR-GEN2-LV - Genesis Gen2 Low Voltage Large LED Well Light		36W, 1716L-1831L; CW, NW, WW; Flood 72° or Spot 20° 9-16VAC or 9-24VDC input voltage. Interchangeable lenses, reflectors, color filters. Alum. or brass grill rotates 360° for glare control. ETL (IP67). Provided with a 30' 16/3 STW cord.	WLAR, WLZR, and WLBR-LUVM - Large LED Alum, Zinc, and Brass Burial Well Light w/LUV-M Module		18W, 21W, and 25W 2300L-4600L / 65K, Green 120V-277V operation, Dimming 0-10V. LUVM module sealed with high-impact tempered glass lens, potted body, and 30' 18/5 STW cord, IP68 rated. 10Kv surge protection device is included.
LVABWLC - Small MR16 Antique Bronze Well Light		50W, 12V 2700L-5700L 15°, 24°, 36°, 60°, and 120° optics (Lamp sold separately) PVC Housing, 9-15V AC/DC. Watertight rubber gasket. Tempered, shock and heat resistant lens. 25° adjustable lamp position and high temperature ceramic socket.	TLP - Low Voltage PAR36 Well Light		36W-50W; PAR 36 Wide Flood Safety grills are available for a pleasing finish and safety. The lamp can be rotated 360° and can be tilted up to 45° from vertical. Comes with 3' of 18-2 low voltage wire and a low voltage connector.

Check out our complete line up of Landscape Products on our website @

www.techlight.com

Or scan the QR code from your mobile phone.

