



Genesis Gen2 Medium 120V LED Landscape Bullet

Catalog Number	
Project	Type

FEATURES & SPECIFICATIONS

APPLICATION — The Genesis Gen2 line of LED Landscape Bullets are the most versatile LED fixtures on the market today. Various beam spreads and wattages allow for a customized finish to any property. The high end residential grade system was designed for 120V operation residential applications.

CONSTRUCTION — The die cast aluminum heat sink has 12 heat dissipating fins to maintain a cool operating LED for maximum life. The fins are independently supported to allow for unobstructed airflow. The fixture is designed to efficiently perform in any mounting orientation.

FINISH — A cathodic epoxy electrocoat primer or E-Coat is applied to all die cast aluminum components. E-coating provides the ultimate in corrosion and chemical resistance, providing superior salt spray, humidity and cyclic corrosion endurance. After the E-Coat is applied a super durable polyester powder coat finish is electrostatically applied in our state of the art paint facility. Standard colors available: Black, Bronze, OD Green, White. Custom colors available upon request.

OPTICAL SYSTEM — Techlight's proprietary OpticapSystem™ utilizes factory installed optical lenses & reflectors to increase fixture lumen output efficiency. The system is provided with a high performance convex lenticular prismatic flood or a plano-convex spot optical lens. The flood & spot optical lenses are molded from low iron tempered glass. A 96% reflective UV stabilized injection molded reflector is included with each system. The OpticapSystem shields are designed for optimum glare control in up or downlighting positions. A variety of glass color filters are available to meet the designers specific color control needs.

ELECTRICAL SYSTEM — NOTE: A Techlight Surge Protector must be incorporated into the LED system at the beginning of each circuit as a minimum. Failure to do so will void the system warranty. Fixture operates at 120V input voltage. Nominal open circuit current .08 amps. A 17 watt LED source provides approximately 1086 (CW) Lumens of light. System is compatible with the use of a rotary TRIAC Dimmer.

Patent: D0648056



Fixture shown with SGM2DN60 Down Shield

SERIES	HOUSING HEIGHT	LENGTH & WIDTH
GM2	4.1"	5.5" x 3.0"

MOUNTING — The die cast aluminum mount is secured to the heat sink by stainless steel screws and is sealed with an integral o-ring. A 1/2" threaded knuckle is provided standard.

LISTINGS — ETL listed for wet locations. Meets US and Canadian safety standards. -40°C to 50°C ambient operation.

WARRANTY — Techlight warrants the LED lighting Product(s) to be free from defects in material and workmanship for a period of three years for LED Light Engines and LED Power Components, from the date of shipment. Ground mounted products that are provided standard with our proprietary E-Coat pretreatment prior to the application of a powdercoat finish will carry a full 10 year finish warranty. Proper maintenance is required for full finish warranty.

ORDERING INFORMATION

Choose the bold face options for the appropriate luminaire configuration for your application and enter on the line above each fixture attribute. Accessories may be factory installed, depending on the particular accessory chosen, but still be ordered as a separate line item.

EXAMPLE:

GM2FL17CW120ODG

GM2					
SERIES	DISTRIBUTION	WATTAGE	COLOR TEMP	VOLTAGE	FINISH
	FL = Flood (60°) SP = Spot (20°)	17 = 17W	CW = Cool White NW = Neutral White WW ³ = Warm White CRI >80	120 = 120 VAC	BZ = Bronze BK = Black ODG = OD Green WH = White SP = Special ¹

ACCESSORIES

(Order as separate line items)

- SGM2DN60** Downlight Shield
- SGM2UP30** Uplight Shield
- SGM2TUBE** Tube Shield
- B01GL** Tree Base with Ground Lug
- B02** 1/2" Conduit Base
- B03** 4" Round 3 Hole Cover
- B16-12** Palm Tree Base with 12" Strap
- TLSBBJB** Brass Junction Box
- SMSB** 12" x 1" Mounting Stake (Brass)
- MMSB** 18" x 1" Mounting Stake (Brass)
- LMSB** 20" x 2.5" Mounting Stake (Brass)
- LMS** 20" x 2.5" Mounting Stake (SCH 40 PVC)
- LMSZ-BK** 20" x 2.5" Mounting Stake (Zinc Top Painted Black)
- LEDMFG120LENS** Green Glass Lens Filter (each)
- LEDMB120LENS** Blue Glass Lens Filter (each)
- TLHB800RCH** Digital Timer
- PSJ163** 16 Gauge 3 Strand Lead Wire
- 102552²** 120-277V 10KV Surge Protector

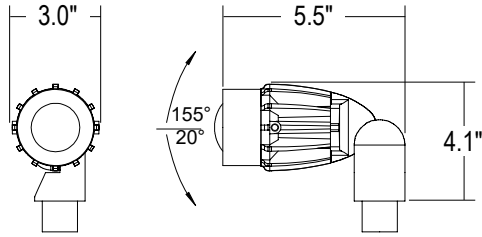
NOTES

- 1 = Custom RAL color matching is available. Contact your sales representative for additional info.
- 2 = A Techlight Surge Protector must be incorporated into the LED system at the beginning of each circuit as a minimum. Failure to do so will void the system warranty.
- 3 = For Warm White options Consult Factory for availability.



AVAILABLE FIXTURE DIMENSIONS

Dimensions shown are for fixture bodies only. Mounting options must be ordered separately.



MOUNTING ACCESSORIES

B01GL
Tree Base with Ground Lug



B02
1/2" Conduit Base



B03
4" Round 3 Hole Cover



TLSBBJB
Brass Junction Box



B16-12
Palm Tree Base with 12' Strap



SMSB, MMSB
12" x 1" Mounting Stake (Brass)
18" x 1" Mounting Stake (Brass)



LMSB, LMS, LMSZ-BK
20" x 2.5" Mounting Stake (Brass)
20" x 2.5" Mounting Stake (SCH 40 PVC)
20" x 2.5" Mounting Stake (Zinc Top Painted Black)



ADDITIONAL FIXTURE OPTIONS & ACCESSORIES

*** OPTION ***
GM2CAPCVXFLDREFL (Factory Installed)
60° Flood OpticapSystem™ Flood Optic



*** OPTION ***
GM2CAPSPOPTREFL (Factory Installed)
20° Spot OpticapSystem™ Spot Optic



102552²
120-277V 10kV Surge Protector



PSJ163
16 Gauge 3 Strand Lead Wire



TLHB800RCH
Digital Timer



LEDMFG120LENS
Green Glass Lens Filter (each)

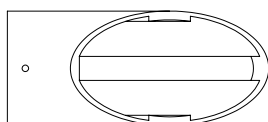
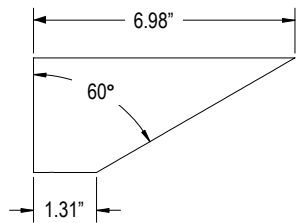


LEDMB120LENS
Blue Glass Lens Filter (each)

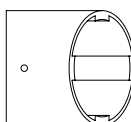
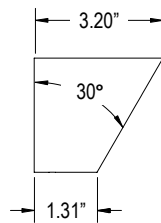


SHIELDS

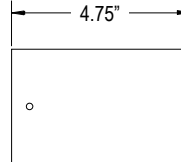
SGM2DN60
Downlight Shield



SGM2UP30
Uplight Shield



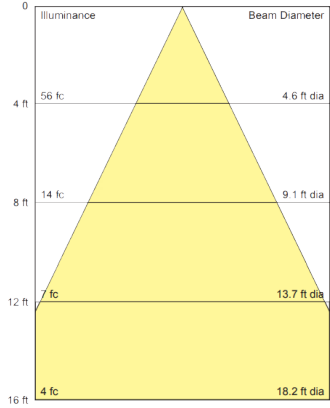
SGM2TUBE
Tube Shield



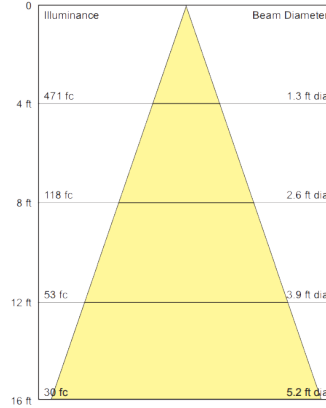
PERFORMANCE

ILLUMINANCE CONE DIAGRAMS

GM2FL17CW120 17W GM2 LED Bullet
Flood Optic Color Temperature: 5,900 K



GM2SP17CW120 17W GM2 LED Bullet
Spot Optic Color Temperature: 5,900 K



*Lumen output less any shielding

Fixture	Color Temp	17W Lumen Output	
		FL	SP
GM2	CW (5900K)	1086	1171
	NW (4000K)	1039	1119
	WW (3000K)	1022	1101

WARNING: Maintenance performed including the replacement of LED bricks while power is still supplied to the luminaire may result in system failures and will void the warranty.

