



Catalog Number	
Project	Type

## FEATURES & SPECIFICATIONS

**POLE** — The pole shaft is fabricated from hot rolled carbon steel having a minimum yield of 55,000 PSI and conforms to ASTM A572 Grade 55 or A595 Grade A requirements. The shaft construction is a single piece of formed steel welded longitudinally. The hand hole is located 1' above the pole base. A ground lug is provided standard.

**ANCHOR BASE** — The anchor base is fabricated from a structural quality hot rolled carbon steel plate that has a minimum yield strength of 36,000 PSI. The anchor base telescopes the pole shaft and has a circumferential weld on the top and bottom.

**BASE COVER** — A full base cover is provided which encapsulates the base plate and anchor bolts to provide a clean transition from pier to pole.

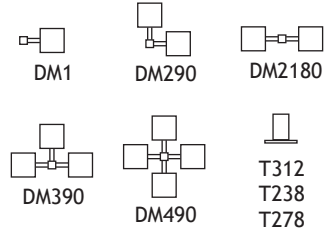
**FINISH** — A Super Durable Polyester powder coat finish is electrostatically applied in our state of the art paint facility. Standard colors available: Black, Bronze, US Green, White. Custom colors available upon request. Galvanizing and T-Guard treatments available upon request. Additional warranty extensions available with these treatments.

## 20' Steel Square Tapered 11 Gauge Pole

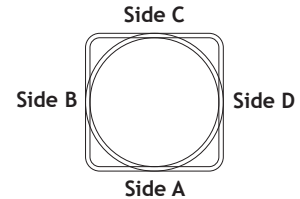
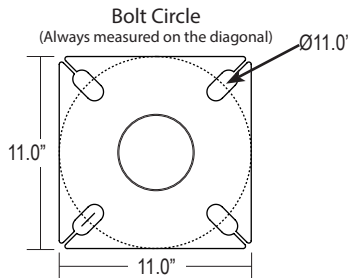
# STP SERIES



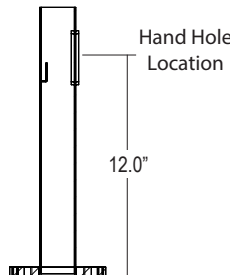
### Mounting Options



Technical Data	
Nominal Pole Height	20'-0"
Shaft Dimensions	Base OD 5.25" Top OD 3.05"
Wall Gauge	11 Gauge
Bolt Circle	11.0"
Bolt Size	1" x 36" x 4"
Base Plate Dimensions	11.0" sq. x 1.0" thk.
Est. Shipping Weight	155 lbs



Max EPA (1.3 Gust)	
90 mph	13.8
100 mph	10.7
110 mph	8.1



### Drilling Locations

Sides	A	B	C	D
Hand Hole	X			
DM1	X			
DM290	X	X		
DM2180		X		X
DM390	X	X		X
DM490	X	X	X	X

## ORDERING INFORMATION

Choose the bold face options for the appropriate pole configuration for your application and enter on the line above each pole attribute. Accessories may be factory installed, depending on the particular accessory chosen, but must still be ordered as a separate line item.

Example: **STP 20 5.25 11 BZ T238 KAB13611R**

Series	Pole Height	Pole Shaft Base	Pole Gauge	Color	Mounting	Drill Pattern
<b>STP</b>	<b>20</b> 20' Nominal	<b>5.25</b> 5.25" OD	<b>11</b> 11 Gauge	<b>BK</b> Black <b>BZ</b> Bronze <b>WH</b> White <b>GR</b> US Green <b>GLV</b> Galvanized <b>GLVP<sup>1</sup></b> Galvanized and Painted <b>TG<sup>1</sup></b> T-Guard Internal Coating <b>SP</b> Special	<b>DM1</b> Drill One Side <b>DM290</b> Drill 2 Sides at 90° <b>DM2180</b> Drill 2 Sides at 180° <b>DM390</b> Drill 3 Sides at 90° <b>DM490</b> Drill 4 Sides at 90° <b>T238</b> 2-3/8" OD Tenon (Standard) <b>T278</b> 2-7/8" OD Tenon <b>T312</b> 3-1/2" OD Tenon <b>ND</b> No Drilling	<b>Blank</b> None - for Tenon Mounting <b>SSA</b> SSA Drill Mount Pattern <b>VSA</b> VSA Drill Mount Pattern

**NOTE: ANCHOR BOLT KITS MUST BE ORDERED AS A SEPARATE LINE ITEM. EACH KIT IS PROVIDED WITH A RIGID TEMPLATE FOR INSTALLATION. SEE ACCESSORIES FOR KIT PART NUMBERS. PLEASE NOTE ON PURCHASE ORDER IF ANCHOR BOLTS AND TEMPLATES ARE TO BE PRE-SHIPED.**

### Accessories (Order as separate line items)

<b>KAB13611R</b>	AB Kit (4) 1" x 36" Bolts and Rigid Template	<b>TLGFIA</b>	Ground Fault Receptacle
<b>KAB136G11R</b>	AB Kit (4) 1" x 36" Galvanized Bolts and Rigid Template	<b>PHH<sup>2</sup></b>	Additional Hand Hole
		<b>AVD20<sup>3</sup></b>	Poles Anti Vibration Device

### NOTES

- 1 Must specify paint color in addition to these coating options (Example: GLVPBZ; TGBZ; GLVPTGBZ).
- 2 Please note location for additional hand hole when ordering. See Drilling Locations diagram for location designations.
- 3 See Page 2 for details.



**AVD20 - Anti vibration device for 20ft pole**

PN#	Pole Height(ft)	CHAIN LENGTH (ft)
AVD20	20	13

